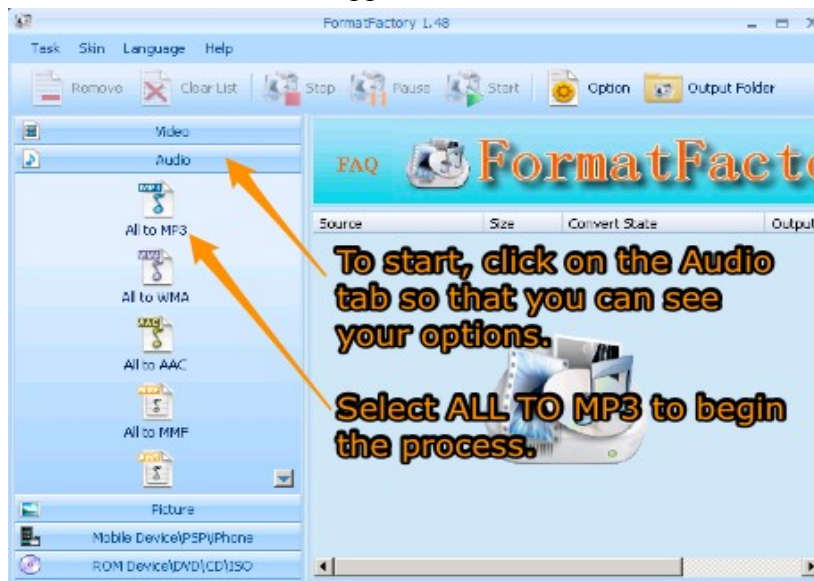


# For Windows Users: Converting OGG/WMA to MP3 Format with *Format Factory*

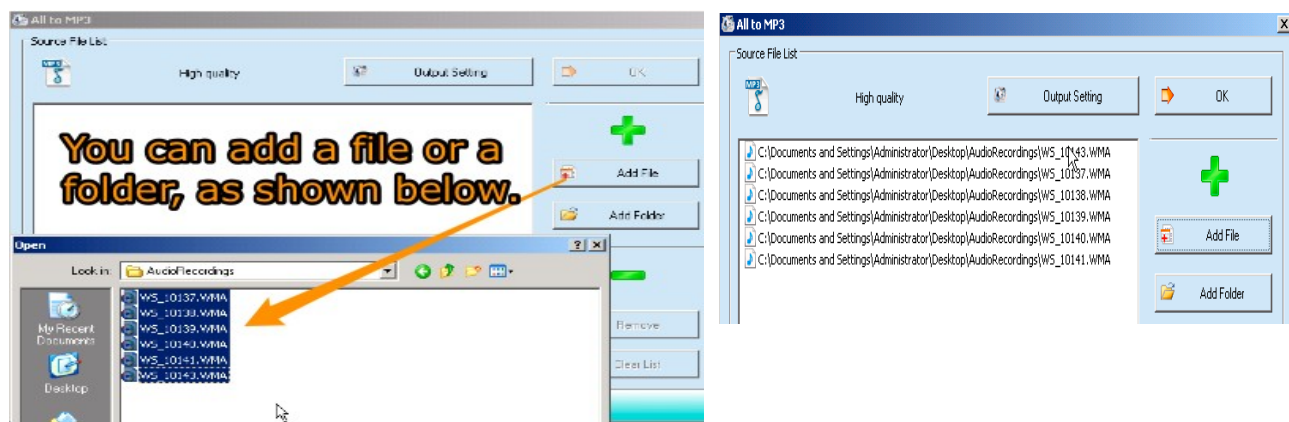
The *Format Factory* software program used to convert from OGG—Audacity Sound editor's native format—or WMA to MP3 is a multi-purpose audio and video converter available at no charge for Windows computers—Format Factory (<http://formatoz.com>). Here is how you can use it to convert from WMA to MP3. Contact the HelpDesk at 244-2929 or via email at "[helpdesk@saisd.net](mailto:helpdesk@saisd.net)" for help installing it on SAISD computers.

**Note:** Macintosh users can take advantage of the free version of Switch, an audio file converter. You can get it online here: <http://www.nch.com.au/switch/switchmac.zip>

1. Double-click on the *FormatFactory* icon on your Desktop or select *FormatFactory* from your START menu on Windows.
2. Click on the Audio tab that appears, then click on ALL TO MP3, as shown in the image below:



3. When you click on ALL TO MP3, you will see a window that will allow you to add the WMA files to be converted:



When done, click OK, then START to begin the conversion.

Note that you will need to click START to CONVERT the WMA file to MP3.

4. Once the conversion is done, you're ready to take your audio file and edit it with Audacity Sound editor. If no editing is required, you can publish it directly on your blog!

**Note:** Converting video is just as easy! Just select the VIDEO tab above, then choose **MP4** as your preferred output. These are web-friendly video formats you can use. Most video cameras (like the FLIP) record to AVI or WMV. Use **Format Factory** to make the conversion to MP4. Note that on a Mac, you can use the free **iSquint** Video Conversion program; get it here: <http://www.isquint.org/getit.php>



Competent people resist change. Why? Because change threatens to make them less competent. And competent people like being competent. That's who they are, and sometimes that's all they've got. No wonder they're not in a hurry to rock the boat. . . . In the face of change, the competent are helpless.

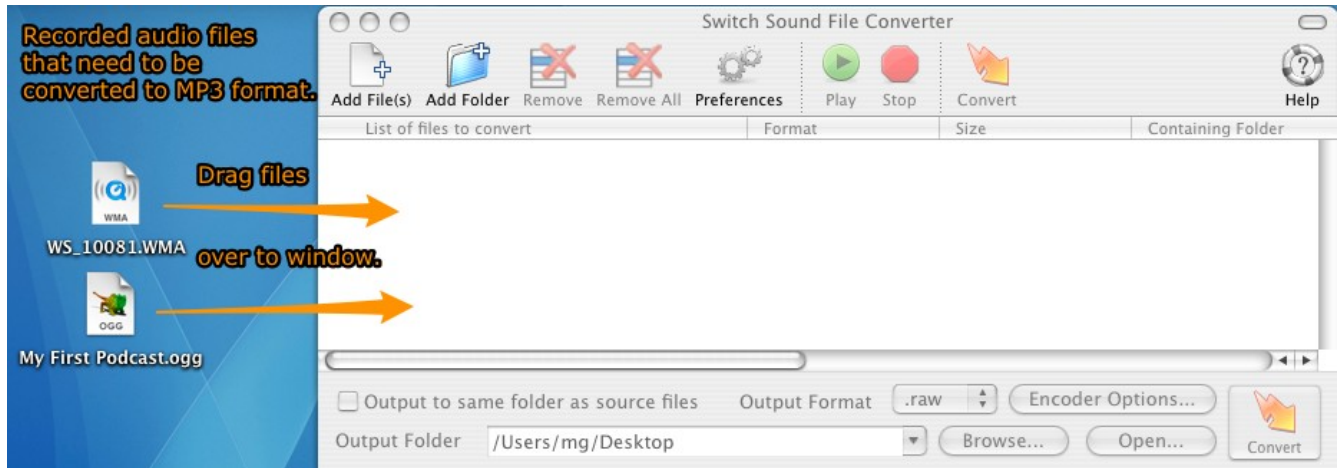
It doesn't take a lot of time to change ... to reinvent ... or to redesign. No, it doesn't take time; it takes will. The will to change. The will to take a risk. The will to become incompetent – at least for a while.

Source: Seth Godin, *In the Face of Change, the Competent are Helpless*

# For Mac Users: Converting WMA/OGG Sound files to MP3

**Step 1 – Make sure You have Switch Free installed.** You can get it online at <http://www.nch.com.au/switch/switchmac.zip>

**Step 2 – Save your OGG/WMA/WAV audio file on your Mac desktop for easy access.** Then run the Switch program. It should look like this:



**Step 3 – Once you've dragged the files into the Switch window, be sure to click on the CONVERT button, as shown in the screenshot below:**



The converted files will appear on your Desktop (or wherever you told Switch to put them) as MP3 files. Once in MP3, you can put them in your blog.